

32' canteen



Towable all-in-one welfare unit

## STEEL CABIN RANGE FOR HIRE AND SALE

# Cooking, eating, rest, drying and changing

Health and Safety Executive guidance stipulates that contractors need to provide welfare facilities at both transient and fixed building sites.



These facilities should be heated and provide shelter from wind and rain, have a suitable number of tables and seating and include a means of heating water for hot drinks and for warming up food and a place to dry wet clothes.

Portable Space helps meet all these regulations with a range of specially-designed cooking, eating, rest, drying and changing facilities which will deliver the specified requirements, for hire and sale.



Fast food-style seating optional

### Canteen/Kitchen

This is a single catering unit designed to be fitted with cooking equipment (white goods not included) to create a professional kitchen. It includes a separate area for eating, complete with fixed seating and easy-clean tables.

The cooking area incorporates a commercial extraction fan, removable stainless steel worktops for flexibility and hygiene and a separate sink for hand-washing to help meet food hygiene regulations.

The serving hatch can be fitted with an optional secure roller shutter and lockable door to prevent access to the kitchen outside catering hours.



Commercial Kitchen

## Canteen

Canteens incorporate a worktop area at one end, suitable for housing a microwave, kettle and other equipment for preparing and heating food (white goods not included).



These units include easy-clean tables and standard canteen seating to provide a comfortable area for the workforce to eat during breaks.



## Drying and changing

Welfare regulations state that every site should have arrangements for secure storage of personal clothing not worn on site, and for protective clothing needed for site work.

The Drying Room is designed to meet these requirements with a secure environment to dry clothes and store personal belongings. Single or double steel lockers are also available to hire.

Easy-clean vinyl floors come as standard and high-level electric fan heaters ensure that clothes dry both quickly and efficiently.



Towable welfare unit



Welfare diesel generator

## Self-contained welfare facilities

Portable Space can offer 'Green Fusion+' welfare units, both mobile and static, which incorporate their own generator, water and waste.

This latest version of the Groundhog unit encompasses 12-volt LED lighting and diesel heaters which require less than two hours' engine use per day. Not only does this save fuel but also reduces noise and emissions in residential or work areas.

Static welfare units are delivered by lorry, whereas the towable units are delivered by a panel van or four-wheel drive vehicle to sites with particularly difficult access.



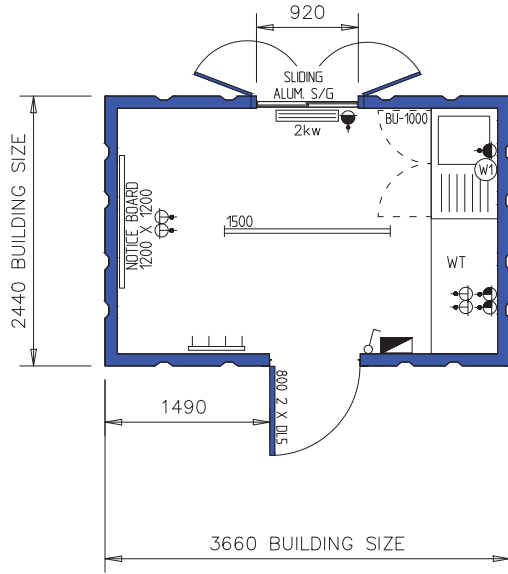

Welfare canteen and toilet facilities



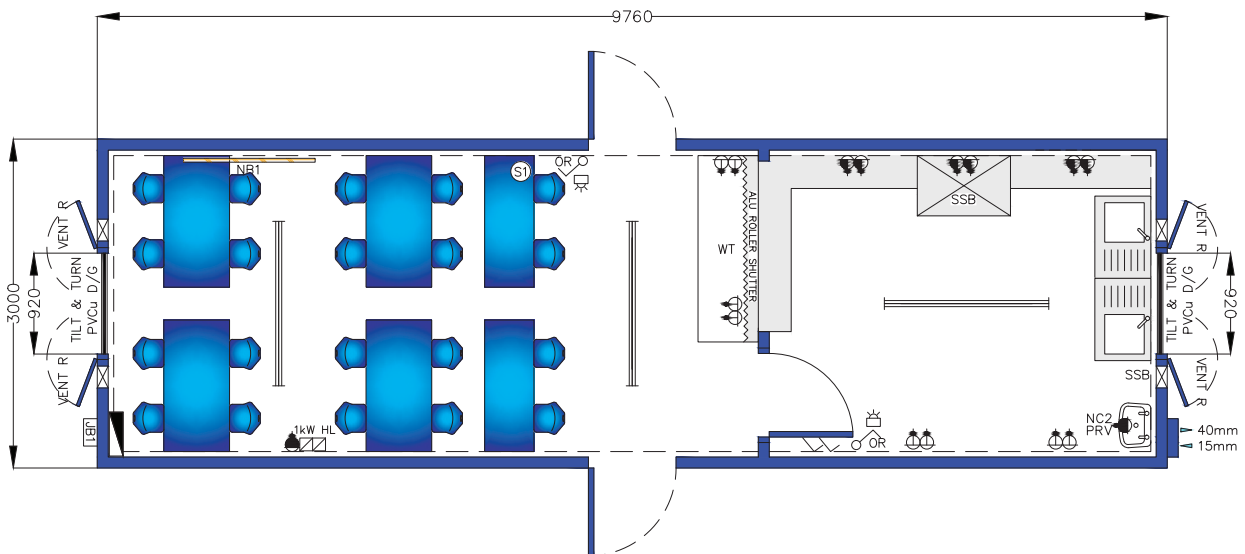
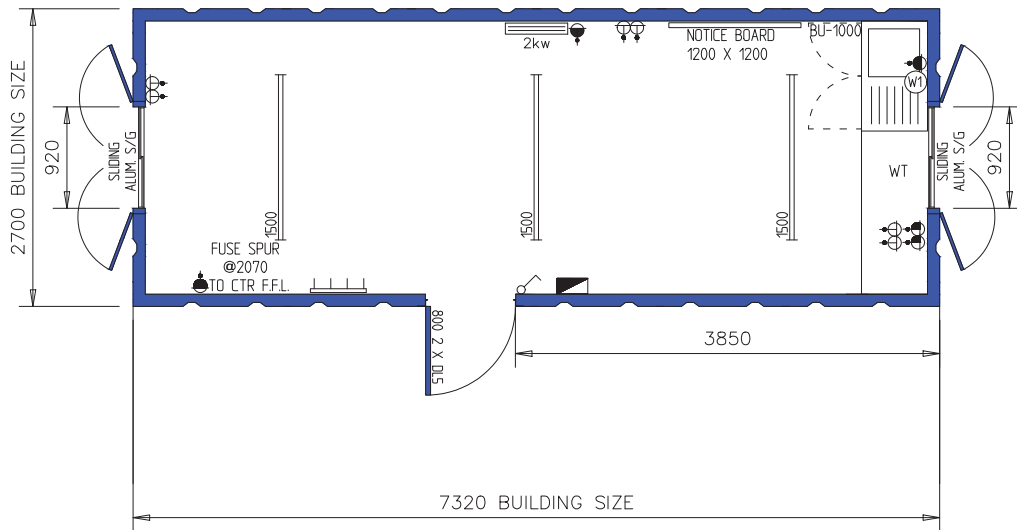
# STEEL CANTEN UNITS

CAD drawing examples below show 12' x 8' and 24' x 9' Canteen Units and a 32' x 10' Canteen/Kitchen Unit

## CANTEEN UNIT SIZE KEY



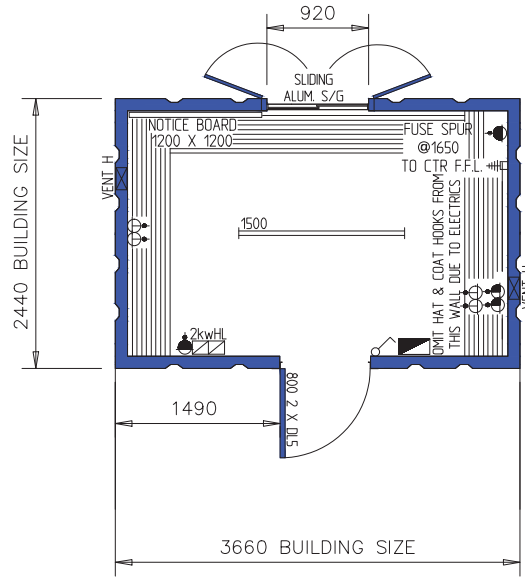
- DISTRIBUTION BOARD
- CONVECTOR HEATER
- TUBULAR HEATER
- HIGH LEVEL FAN HEATER
- RED BULKHEAD 16W PLS
- FLUORESCENT LIGHT
- BULKHEAD LIGHT
- WATER HEATER
- 13A TWIN SOCKET - LOW
- 13A TWIN SOCKET - HIGH
- SWITCH SPUR
- WALL LIGHT SWITCH
- PULL LIGHT SWITCH
- THERMOSTAT
- EXTRACTION FAN
- SHOWER HEATER
- FROST STAT
- VENT
- E.S. 12mm EARTHING STUD



**STEEL DRYING ROOM UNITS** CAD drawing examples below show 12' x 8', 24' x 9' and 32' x 10' Drying Room Units

**DRYING ROOM UNIT SIZE KEY**

- 12' x 8'
- 16' x 9'
- 20' x 9'
- 24' x 9'
- 32' x 10'



- DISTRIBUTION BOARD
- CONVECTOR HEATER
- TUBULAR HEATER
- HIGH LEVEL FAN HEATER
- RED BULKHEAD 16W PLS FLUORESCENT LIGHT
- BULKHEAD LIGHT
- WATER HEATER
- 13A TWIN SOCKET - LOW
- 13A TWIN SOCKET - HIGH
- SWITCH SPUR
- WALL LIGHT SWITCH
- PULL LIGHT SWITCH
- THERMOSTAT
- EXTRACTION FAN
- SHOWER HEATER
- FROST STAT
- VENT
- E.S 12mm EARTHING STUD

