



## 1+1 DOUBLE MAINS TOILET 2.4M X 1.4M (RAL 6005)

Quickfind Code: 648

Part Number: SALE DOUBLE MAINS TOILET

**£4,685.00** (exc. VAT)**£5,622.00** (inc. VAT)

### PRODUCT DETAILS

This double mains toilet is available for sale throughout the UK.

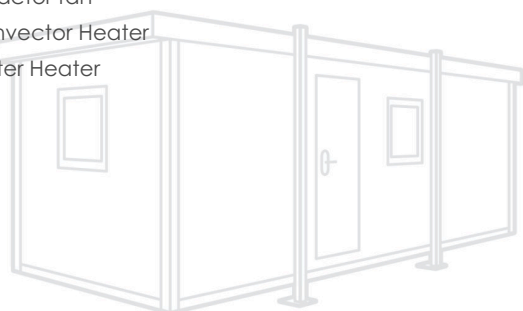
Galvanised steel sheet, coated on both sides, as well as PU-foam heat and sound insulation of the walls and the cement bound chipboard floor plate guarantee an extremely long product life-span. They are fully equipped and immediately ready for use.

#### DOUBLE MAINS TOILET FEATURES

- Two toilets
- Steel construction
- Steel entrance door
- Stands on corner posts, no jacklegs required
- Single Phase 32 Amp Connection Required

#### INTERNAL

- Aluminium checker plate
- Wipe clean wall boards
- Insulated walls & ceiling
- 2 x WC's, 2 x basins
- Lighting
- Extractor fan
- Convector Heater
- Water Heater



### PRODUCT SPECIFICATIONS

External Length (m)	2.40
External Width (m)	1.40
External Height (m)	2.55
Internal Length (m)	2.30
Internal Width (m)	1.32
Internal Height (m)	2.45
Door Width (m)	0.79
Door Height (m)	1.99
Weight (kg)	570
Floor Type	Aluminium
Internal Floor Covering	Aluminium
Internal Wall Covering	Powder Coated Steel
Electrical Requirements. (Amps)	32amp

